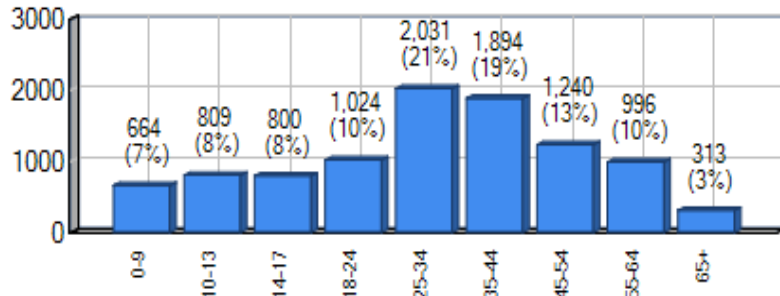
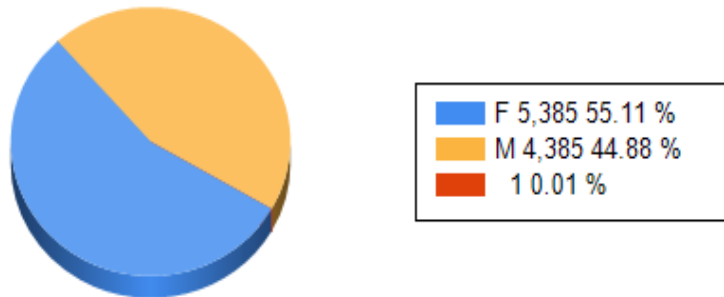


## Profile of the 9,768 TCMHRB clients (7,496 Adults, 2,273 Children) served in SFY 2021 from 7/1/2020 to 1/3/2021 (partial year)

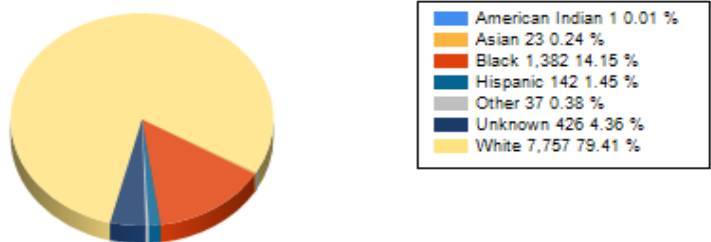
Age Grouping



Gender



Race



### TOP TEN MOST COMMON DIAGNOSTIC GROUPS FOR ADULTS

Diagnostic Group	Clients	Percent	Claims	Claims/ Client	Total Cost	Avg Cost
Depressive Disorders	2,050	24%	12,625	6	\$1,147,897	\$560
Bipolar Disorders	1,523	18%	11,202	7	\$1,061,479	\$697
Opioid Use Disorders	1,432	17%	77,643	54	\$4,498,587	\$3,141
Anxiety Disorders	1,213	14%	6,761	5	\$593,208	\$489
Schizophrenia/Other Psychotic Disorders	692	8%	10,948	15	\$1,010,174	\$1,460
Post-traumatic Stress Disorder	607	7%	4,335	7	\$368,690	\$607
Attention-Deficit/ Disrupt Beh Disorders	303	4%	1,353	4	\$114,341	\$377
Alcohol Use Disorders	303	4%	5,128	16	\$643,888	\$2,125
Adjustment Disorders	248	3%	1,391	5	\$116,651	\$470
Personality Disorders	186	2%	1,341	7	\$91,774	\$493

### TOP TEN MOST COMMON DIAGNOSTIC GROUPS FOR CHILDREN

Diagnostic Group	Clients	Percent	Claims	Claims / Client	Total Cost	Avg Cost
Attention-Deficit/Disruptive Behavior Disorders	711	25%	6,234	8	\$544,965	\$766
Conduct Disorders	424	15%	5,135	12	\$471,248	\$1,111
Adjustment Disorders	401	14%	3,871	9	\$325,682	\$812
Depressive Disorders	334	12%	3,057	9	\$259,135	\$776
Post-traumatic Stress Disorder	294	10%	4,339	14	\$381,567	\$1,298
Anxiety Disorders	285	10%	2,828	9	\$227,428	\$798
Bipolar Disorders	171	6%	1,745	10	\$150,367	\$879
Pervasive Developmental Disorders	126	4%	1,333	10	\$115,123	\$914
Personality Disorders	42	1%	381	9	\$26,807	\$638
Impulse Control Disorders	23	1%	252	10	\$23,718	\$1,031